


Clean Water Begins with You and Me...



You and your family play an important role in preventing water pollution!

Here are some easy and inexpensive tips to keep pollutants out of storm drains and ditches. If we make a few simple changes, we can help protect our environment and quality of life.



Caring for your Home

- Rinse brushes used for water-based paint in the sink. For oil-based paints, filter and reuse paint thinner. Never clean brushes or pour paint in a gutter, storm drain, or ditch.
- Properly dispose of paints, cleaners, and solvents through a hazardous waste collection program.
- Pick up trash and litter around your yard and home.
- Call your local Solid Waste Department to find out how to dispose of construction waste. Do not rinse concrete or mortar into storm drains or ditches. Sweep up all project debris.
- Use only non-toxic, biodegradable cleaners when pressure washing, or try using just water.
- Pick up pet waste, double-bag it, and dispose of it with the trash.
- Inspect your septic system and drain field annually. Pump out the tank every 3 years or as needed.
- Direct rainwater from your down spouts to vegetated areas or collect rainwater in a barrel.

Caring for your Car

- Routinely check your car for leaks and keep it tuned up.
- Join a carpool, use public transportation, or ride your bike to reduce pollutants on our streets.
- Never pour any chemicals or other hazardous substances from cars down a storm drain or onto the ground, and don't leave on driveways or parking lots.
- When changing fluids from your car, drain into a clean container and seal completely. Take fluids and used oil filters to a household hazardous waste or used oil collection site.
- If you spill fluids, contain quickly with rags or kitty litter. Sweep up and dispose of properly.
- Take vehicles to a commercial car wash where the wash water is recycled, reused, and treated.
- When washing your car at home, use a shutoff nozzle on your hose and use detergents and water sparingly. Wash your car where the runoff goes to a vegetated area.

WWW.NCCWEP.ORG



Caring for your Lawn and Garden

- Use chemicals, fertilizers, herbicides, and pesticides sparingly. Read labels carefully and DO NOT APPLY if the forecast calls for rain. Clean up excess.
- Use mulch instead of herbicides to prevent weeds from growing and to help absorb water.
- Select drought-resistant native plants that conserve water and control runoff.
- Do not over-water your lawn. Water during the cooler times of the day.
- Drain swimming pools only when chlorine levels are not detected by your swimming pool test kit.
- Do not leave grass clippings or yard waste along curbs or ditches.
- Sweep up debris instead of hosing down your driveway.

**Make your HOME
the SOLUTION
to STORMWATER
POLLUTION**



When it rains or when water flows, do you know where the water goes?

You have probably seen storm drains or ditches along our streets. Many people think that everything that flows into a storm drain or ditch gets treated, just like wastewater in a sewer system. Actually, these two systems are not connected.

Stormwater that flows from our roofs, yards, driveways, and streets into a storm drain or ditch, goes untreated directly into our creeks, rivers, lakes, sounds, and ultimately the ocean.

Stormwater can carry pesticides, fertilizers, pet waste, litter, oil and other automobile fluids, sediment, and household chemicals directly into our waterways.




The federal Clean Water Act makes dumping wastes and pollutants into our waters illegal.

You have the power to prevent stormwater pollution.

Why is stormwater a problem?

Stormwater can carry untreated pollutants directly into our streams and lakes and is the leading cause of water quality problems in North Carolina and the nation.

These pollutants harm drinking water supplies, recreation activities, fisheries, and wildlife. Poorly managed stormwater causes big problems.

-  Pollution from stormwater contaminates our waters. It harms or kills fish and wildlife. Pollution can cause beach closures and make certain fish and seafood unfit for us to eat.
-  Flooding from paved surfaces and rooftops can damage homes and businesses. It can cause septic system failure and damage streams, wetlands, and wildlife habitat.
-  Roads, roofs, and parking lots contribute to water shortages by preventing rain from soaking into the ground where it replenishes groundwater and streams.

What can we do?

Label storm drains in your community.

Contact your local government or go to www.nccwep.org.

Join the annual Fall **NC Big Sweep** to help keep our waterways clean.

Big Sweep Hotline
1-800-27-SWEEP
ncbigssweep.org


Adopt A Stream, or join **Stream Watch** and help keep an eye on a stream near you.

Stream Watch Coordinator
NC Division of Water Resources
1611 Mail Service Center
Raleigh, NC 27699-1611
(919)715-5433
www.ncwater.org

**Learn more at
www.nccwep.org
or contact your
local government**



Clean Water Begins with You and Me



Educating citizens about stormwater management and pollution prevention to achieve clean water for everyone.

Cities and Towns

Apex	Kinston
Carrboro	Knightdale
Cary	Morrisville
Chapel Hill	New Bern
Durham	Oxford
Fuquay-Varina	Raleigh
Garner	Rocky Mount
Goldsboro	Smithfield
Havelock	Tarboro
Hillsborough	Wake Forest
Holly Springs	Wilson

Counties

Chatham	Nash
Durham	Wayne
Johnston	Wake
Orange	

NC Department of Environment and
Natural Resources

Triangle J Council of Governments

Learn More Today!
www.nccwep.org
919-558-9343

